

 **SELWOOD**



# 'D' RANGE



*Your First Choice For High Volume Pumps*

*Environmentally Friendly - High Flow & High Efficiency - Flows To 600m<sup>3</sup>/h*

*Unique Auto Self-Priming - Indefinite Dry Running*

*75mm To 200mm Options - Super Silent From 58db(A)*



**SELPRIME**

TM



# 'D' RANGE

These robust high performance pumps with indefinite dry running ability are particularly suitable for water companies, pump hirers and high flow applications. The range offers easy operation, unparalleled reliability and inherent safety.



D80 Electric

The new D80 and D100 pumps are compact and cost effective 3" and 4" pumps that are extremely versatile, performing very effectively in a wide variety of applications. The D150WP has been specifically designed for all wellpoint applications and produces maximum drawdown at an operating speed of just 1500rpm.

Low operating costs are achieved through overall design efficiency together with a series of innovative features, which produce an impressive maximum flow rate of 600m<sup>3</sup>/hr. a maximum head of 40.5m and the handling of solids of up to 55mm.

The pumps are available with a choice of builds having a wide range of engine, electric motor and chassis options as well as close coupling on some models.


## ENVIRONMENTAL

In response to environmental concerns, Selwood pumps have a number of environmental features.

### Selprime

**SELPRIME**

The unique original Selwood self priming system utilising a water tolerant diaphragm air pump. An environmentally friendly design that has none of the problems of oil vapour emissions and oil emulsification associated with other priming systems.



### Super Silence

Super Silent versions are available with noise levels from as low as 58 db(A).

### Fully Bunded

All Super Silent units are fully bunded, ensuring that any fuel or oil leakage is retained within the bund and does not contaminate the surroundings. Drain plugs within the unit's chassis can then be used to remove the fluids.




### Auto Stop/Start & Telemetry

Float control for automatic stopping and starting of the pump. This is a no-nonsense system giving a simple, outstanding performance for the cost conscious.

Telemetry allows remote measurement and reporting of the pumps operation, directly to pre-selected mobiles or land lines, providing real time alarm messages for high level float, failure/start, engine fault and emergency stop activation.

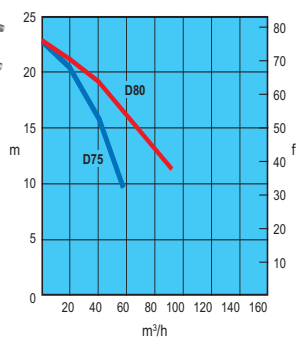


D200, D150 + D80 Super Silent



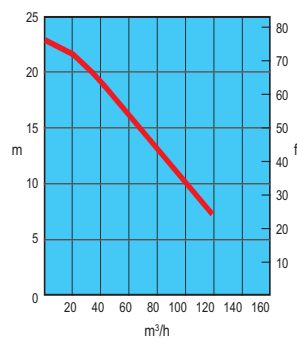
### D75 + D80

2000 rpm



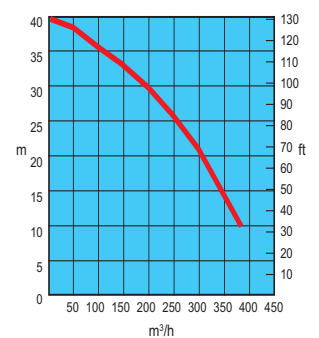
### D100

2000 rpm



### D150

2000 rpm



Detailed pump curves are available at [www.selwoodpumps.com](http://www.selwoodpumps.com)





Super Silent (UK)



Overpumping (France)



Flood Control (UK)



Rapid Response (UK)



Wellpointing (France)



Dewatering (UK)

# 'D' RANGE



D75



D100

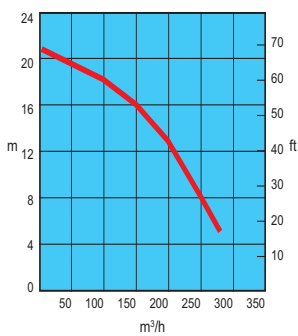


**58**  
db(A)

D80 Super Silent

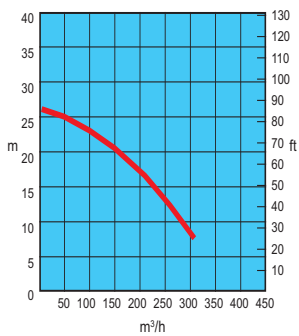
## D15 0WP

1500 rpm



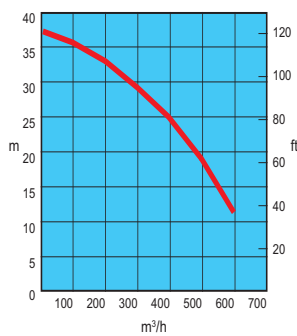
## D15 0R

1750 rpm








## D200

1500 rpm



Specification		D75	D80	D100	D150	D150WP	D150R	D200
Power Required	kW	3.8	6.5	6.5	28	12	17	42
Pump Speed	rpm	2000	2000	2000	2000	1500	1750	1500
Capacity	m <sup>3</sup> /h	60	90	120	380	275	315	600
Suction Lift	m	9.1	9.1	9.1	9.1	9.1	9.1	9.1
Max. Solids Size	mm	29	29	29	45	45	45	55
Air Handling	l/s	4.25	4.25	4.25	24	48	24	24
Inlet / Outlet Port	mm	75	80	100	150	150	150	200
Delivery Head	m	23.5	23	23	40.5	21	27	37.5

Applications								
Clean Water		●	●	●	●	●	●	●
Water with Fine Solids		●	●	●	●	●	●	●
Water with Larger Solids		●	●	●	●	●	●	●
Oils & Hydrocarbons		●	●	●	●	●	●	●
Screened Sewage		●	●	●	●	●	●	●
Wellpoint Systems				●	●	●	●	●

Length, Width, Height (cm)* + Dry Weight								
	144 x 72 x 103 (252kg)	203 x 100 x 126 (460kg)	203 x 100 x 126 (461kg)	265 x 122 x 144 (910kg)	268 x 120 x 144 (910kg)	-	-	-
	-	166 x 96 x 129 (824kg)	166 x 96 x 129 (825kg)	200 x 100 x 128 (910kg)	200 x 100 x 128 (945kg)	-	257 x 143 x 167 (1690kg)	-
	-	-	-	296 x 158 x 166 (1120kg)	-	-	-	-
	-	166 x 92 x 142 (913kg)	166 x 92 x 142 (938kg)	238 x 148 x 173 (1665kg)	240 x 149 x 173 (1570kg)	-	272 x 175 x 214 (3200kg)	-
	-	290 x 157 x 173 (1108kg)	286 x 157 x 189 (1134kg)	418 x 177 x 210 (2038kg)	-	357 x 158 x 174 (1105kg)	-	-
Super Silent db(A) @ 7m	-	58	58	62	59	69	62	-

\* Open sets excluding fittings/bauers

Specifications and illustrations are subject to revision without notice.

# 'D' RANGE

*Environmentally Friendly*

*High Flow & High Efficiency*


*Flows To 600m<sup>3</sup>/h*

*Unique Auto Self-Priming*

*Indefinite Dry Running*

*75mm To 200mm Options*

*Super Silent From 58db(A)*



Selwood Limited, Bournemouth Road, Chandler's Ford, Eastleigh, Hampshire, SO53 3ZL. UK

Tel: +44 (0)23 8026 6311 Fax: +44 (0)23 8026 0906

Web: [www.selwoodpumps.com](http://www.selwoodpumps.com) Email: [pumpsales@selwoodpumps.com](mailto:pumpsales@selwoodpumps.com)

