

HL150M Dri-Prime® Pump

The Godwin Dri-Prime HL150M pump is an extremely powerful yet compact pump with flow capabilities to 374 m³/hr and discharge heads to 148 metres.

The HL150M features the unique Godwin high pressure oil bath mechanical seal design. This allows for dry running for prolonged periods while automatically priming and repriming. Able to perform in the toughest conditions, the HL150M can handle solids up to 35 mm in diameter. This makes it an extremely effective pump, suitable for both slurry and clean water applications. The powerful HL150M has proven itself a pump of choice for contractors, local authorities, industrial and environmental companies.



Features and Benefits

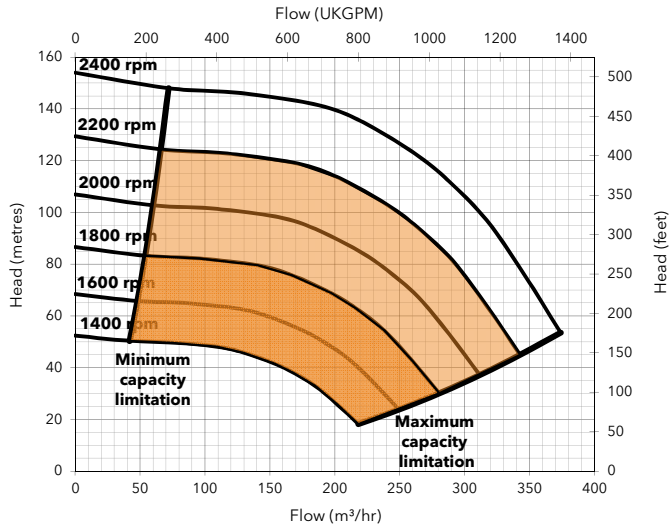
- Fully automatic priming from dry to 8.5 metres suction lift.
- Godwin Dri-Prime is a continuously operated Venturi air ejector priming device which requires no periodic adjustment or control.
- Extensive application flexibility. It will handle sewage, slurries and liquids with solids up to 35 mm in diameter.
- Dry-running high pressure oil bath mechanical seal, with high abrasion resistant silicon carbide faces.
- A Close-coupled centrifugal pump with Godwin Dri-Prime system mounted to a diesel engine or electric drive.
- All cast iron construction (stainless steel construction option available) with cast steel impeller.
- Also available as Hush-Pac or as a bareshaft pumpend.
- Standard build engines; Perkins 1106D-E66TA (168), Perkins 1104D-E44TA, Perkins 1106D-E66TA (129). Other engine options are available.

Specifications

Suction connection	150 mm (6" BS10 table 'D')
Delivery connection	150 mm (6" BS EN 1092 PN16)
Max capacity	374 m ³ /hr
Max Head	148 metres
Max Solids handling	35 mm
Max Impeller diameter	385 mm
Max operating temp	80 °C
Max working pressure	15.1 bar
Max suction pressure	6.0 bar
Max casing pressure	22.7 bar
Max operating speed	2400 rpm

godwin 
a xylem brand

Performance Curve



Engine option 1

Price list ref - HL150M-01-DBO-003

Perkins, 1106D-E66TA (168), 138.0 kW @ 2200 rpm

Impeller diameter 385 mm

Pump Speed 2200 rpm

Suction Lift Table

Total Suction Head (metres)	Total Delivery Head (metres)				
	46	61	76	91	106
	Output (m³/hr)				
3.0	342	318	293	263	220
4.6	336	312	287	257	214
6.1	306	306	281	244	196
7.6	232	229	226	220	183

Fuel capacity (Full) 475 litres, (Usable) 388 litres

Fuel consumption @ 2200 rpm BEP 36 litres/hour

Weight: (Dry) 2,600 kg, (Wet) 3,012 kg

Dimensions: (L) 2,950 x (W) 1,300 x (H) 1,900 mm

Performance data provided in tables is based on water tests at sea level and 20°C ambient. All information is approximate and for general guidance only. Please contact the factory or office for further details.

Materials

Pump casing & suction cover	Cast iron BS EN 1561 - 1997
Wearplates	Cast iron BS EN 1561 - 1997
Pump Shaft	Carbon steel BS EN 1561 - 1997
Impeller	Cast Steel BS3100 A5 Hardness to 200 HB Brinell
Non-return Valve body	Cast Iron BS EN 1561 - 1997
Mechanical Seal Faces	Silicon carbide vs silicon carbide

Engine option 2

Price list ref - HL150M-01-DBO-001

Perkins, 1104D-E44TA, 71.9 kW @ 1800 rpm

Impeller diameter 385 mm

Pump Speed 1800 rpm

Suction Lift Table

Total Suction Head (metres)	Total Delivery Head (metres)				
	30	40	50	60	70
	Output (m³/hr)				
3.0	280	260	240	215	180
4.6	275	255	235	210	175
6.1	250	250	230	200	160
7.6	190	187	185	180	150

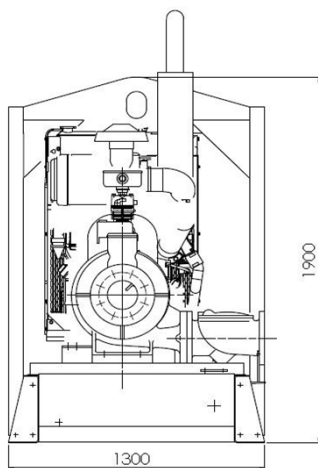
Fuel capacity (Full) 390 litres, (Usable) 318 litres

Fuel consumption @ 1800 rpm BEP 16 litres/hour

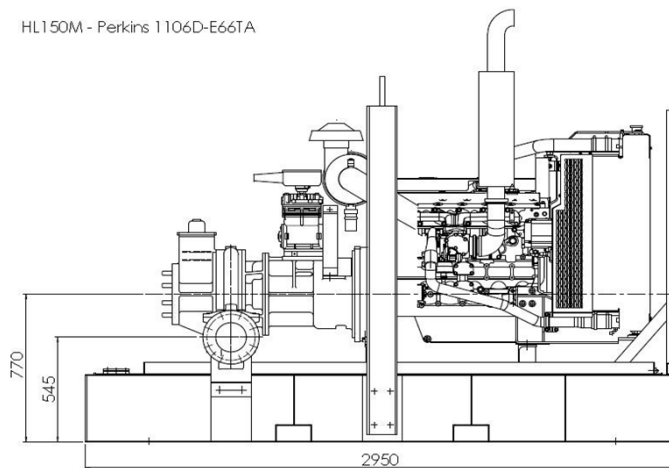
Weight: (Dry) 2,000 kg, (Wet) 2,333 kg

Dimensions: (L) 2,500 x (W) 1,300 x (H) 1,900 mm

Performance data provided in tables is based on water tests at sea level and 20°C ambient. All information is approximate and for general guidance only. Please contact the factory or office for further details.



HL150M - Perkins 1106D-E66TA



Xylem Dewatering Solutions UK Ltd
 Quenington, Cirencester
 Gloucestershire GL7 5BX, England
 Tel: 01285 750271 Fax: 01285 750352



Assessed to ISO 9001:2008
 Certificate N° 1027

Reference number : 95-1111-1000
 Date of issue : 05 December 2012
 Issue : 11

www.godwinpumps.com