




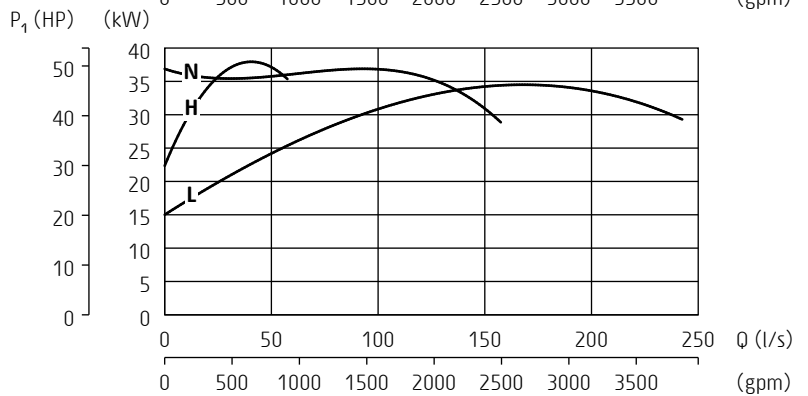
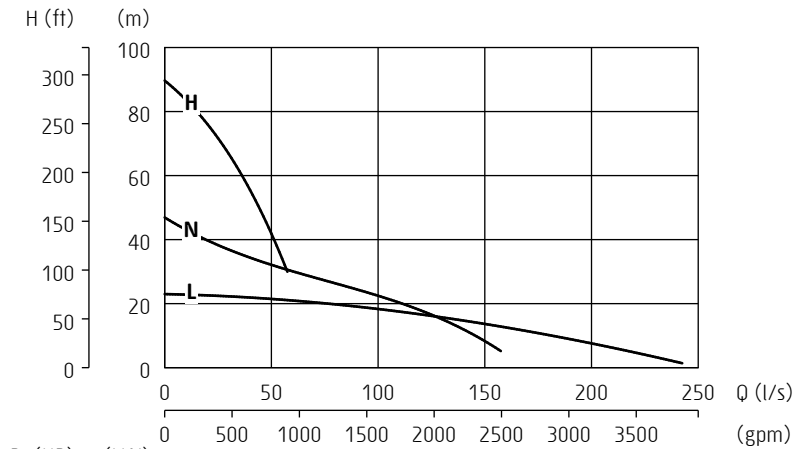
## Maxi

Electrical submersible drainage pump



50 Hz	N	H	L
Discharge connection	8"	4"	8"
Rated power $P_2$ [kW]	37	37	30
Max. power consumption $P_1$ [kW]	41	41	33
Shaft speed [r.p.m.]	2950	2950	1465
Rated current at 230V	112 A	112 A	98 A
Rated current at 400V	65	65	57
Rated current at 500V	52	52	45
Solids passage [mm]	12	12	12
Height [mm]	1345	1345	1345
Diameter [mm]	510	510	510
Weight [kg]	285	285	285

Other voltages on request



ISO 9906/A

### Pump types

N: normal pressure  
H: high pressure

### Classification

Electrical submersible pump, protection class: IP68

### Electrical motor

Squirrel cage induction motor, insulation class H (IEC 85)

### Motor protector

Temperature guard with thermal contacts in the stator and air valve

### This pump must be used with external motor protection in accordance with technical data

### Cable - SubCab

230V DOL: 4G35mm<sup>2</sup>+2x1,5mm<sup>2</sup>, length 20m  
230V Y/D: 4G25mm<sup>2</sup>+2x1,5mm<sup>2</sup>, length 20m  
400-500V DOL: 4G16mm<sup>2</sup>+2x1,5mm<sup>2</sup>, length 20m  
400-500V Y/D: 4G10mm<sup>2</sup>+2x1,5mm<sup>2</sup>, length 20m

### Limitations

Max. submersion depth: 20 m  
Max. liquid temperature: 40 °C  
Allowed pH range: 5 - 8  
Maximum liquid density: 1100 kg/m<sup>3</sup>

### Shaft seals

Double mechanical seal running in an oil compartment  
Material lower seal: tungsten carbide - tungsten carbide  
Material upper seal: tungsten carbide - tungsten carbide

### Bearings

Lower: Double angular contact ball bearing with C3 clearance  
Upper: ball bearing with C3 clearance

### Discharge connection

4-8" hose, ISO-G or NPT

### Materials

Casted parts: Aluminium  
Outer casing: Stainless steel  
Motor shaft: Stainless steel  
Impeller: Hard-Iron™  
Diffusers: Polyurethane  
Screws and nuts: Stainless steel

### Accessories

Zinc anodes - Starter box, DOL or Y/D  
Tandem connection - Pump raft  
Non return valve